

8 7 6 5 4 3 2 1

D

D

C

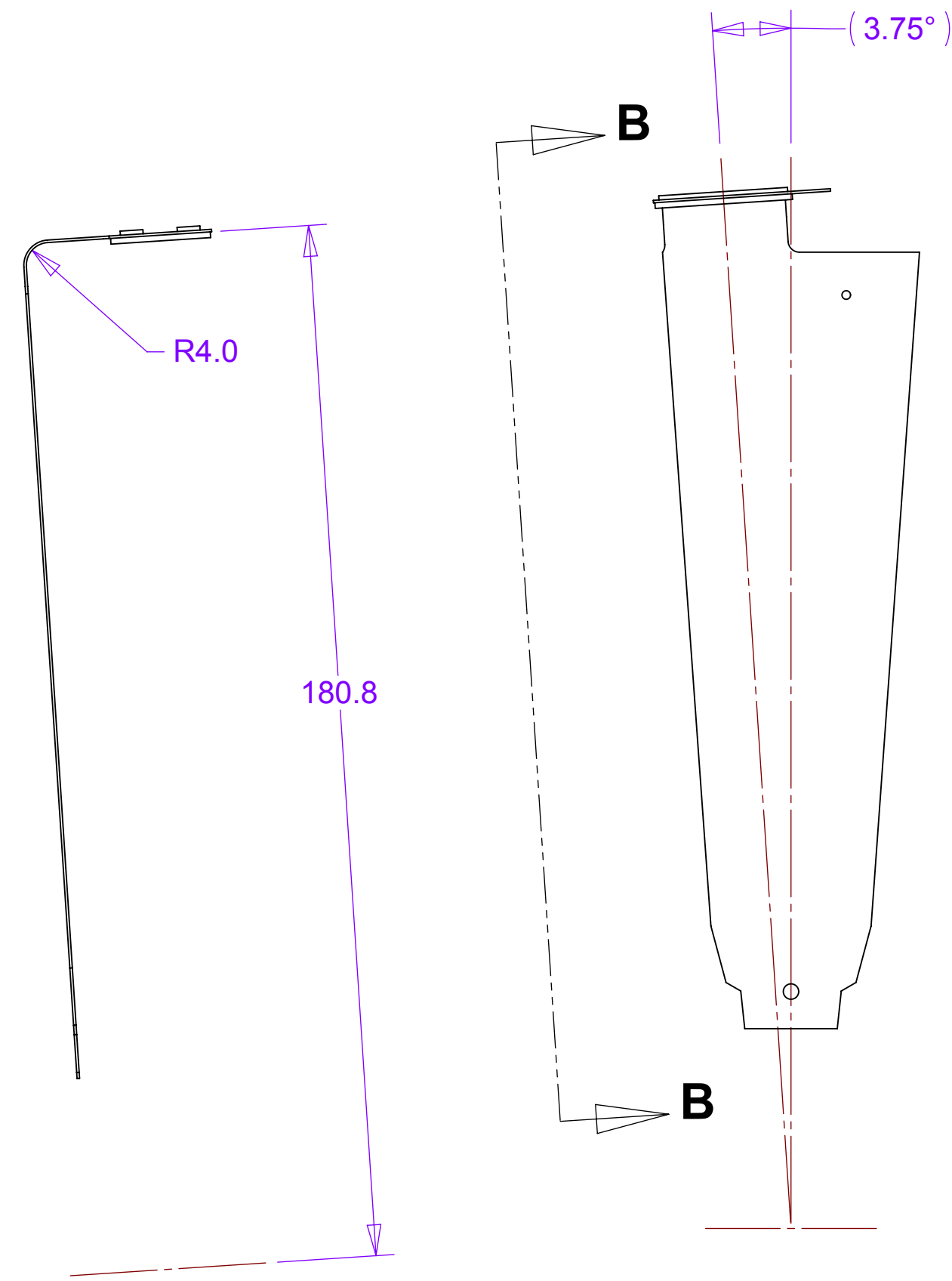
C

B

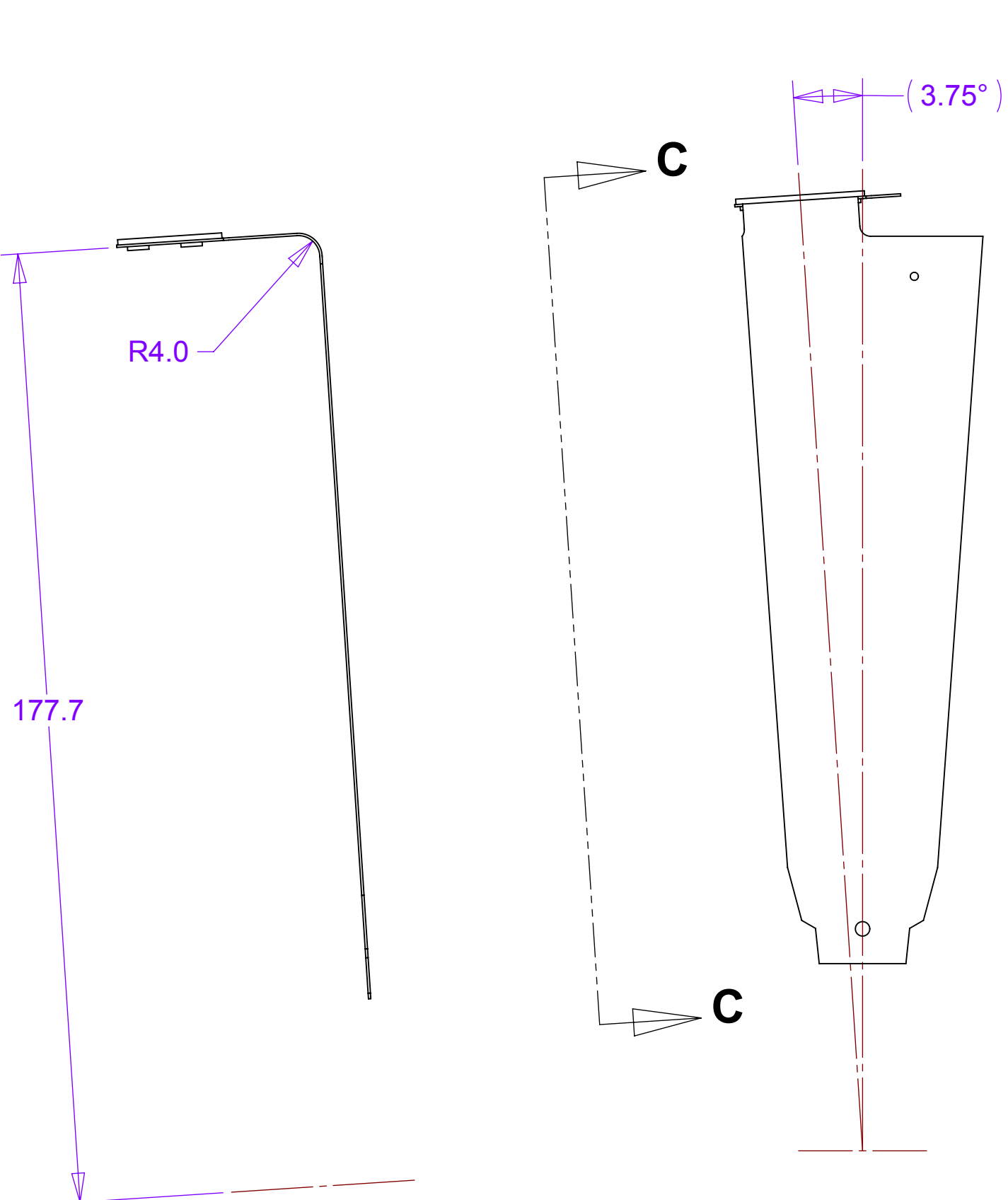
B

A

A



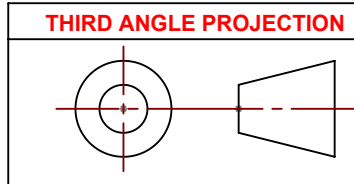
SECTION B-B



SECTION C-C

-1 FVTX STATION 2,3 HDI - FRONT SIDE

-3 FVTX STATION 2,3 HDI - BACK SIDE



THIS DOCUMENT CONTAINS INFORMATION THAT IS THE PROPRIETARY PROPERTY OF HYTEC, INC. REPRODUCTION, DISCLOSURE, OR RELEASE TO OTHERS, MANUALLY OR ELECTRONICALLY, IS STRICTLY PROHIBITED WITHOUT THE PRIOR WRITTEN CONSENT OF HYTEC, INC.

UNLESS OTHERWISE SPECIFIED: DIMENSIONS ARE IN MILLIMETERS -TOLERANCES-		CAD GENERATED DRAWING, DO NOT MANUALLY UPDATE DO NOT SCALE DRAWING		<div>HYTEC, INC</div>				
DECIMALS X = +/- .5 .X = +/- .1 .XX = +/- .01 .XXX = +/- .001	ANGULAR .X = +/- 30° .XX = +/- 15°  SURFACE FINISH = 250			TITLE  PHENIX CENTRAL UPGRADE FVTX STATION 2,3,4 HDI OUTLINE				
FINISH			SIGNATURE	DATE	DWG. NO.  111-PHX-02-3704		SIZE	SHEET NO.
		Designer	Roger L. Smith	2/14/2007			D	2 of 3
		Drawn	Roger L. Smith	2/14/2007				
		Checked	RJ Ponchione	10/15/2009				
		Engineer	RJ Ponchione	10/15/2009				
PART NO.  111-PHX-02-3704-1		Approved	RJ Ponchione	10/15/2009	SCALE 1:1	REVISION		

8 7 6 5 4 3 2 1

8 7 6 5 4 3 2 1

D

C

B

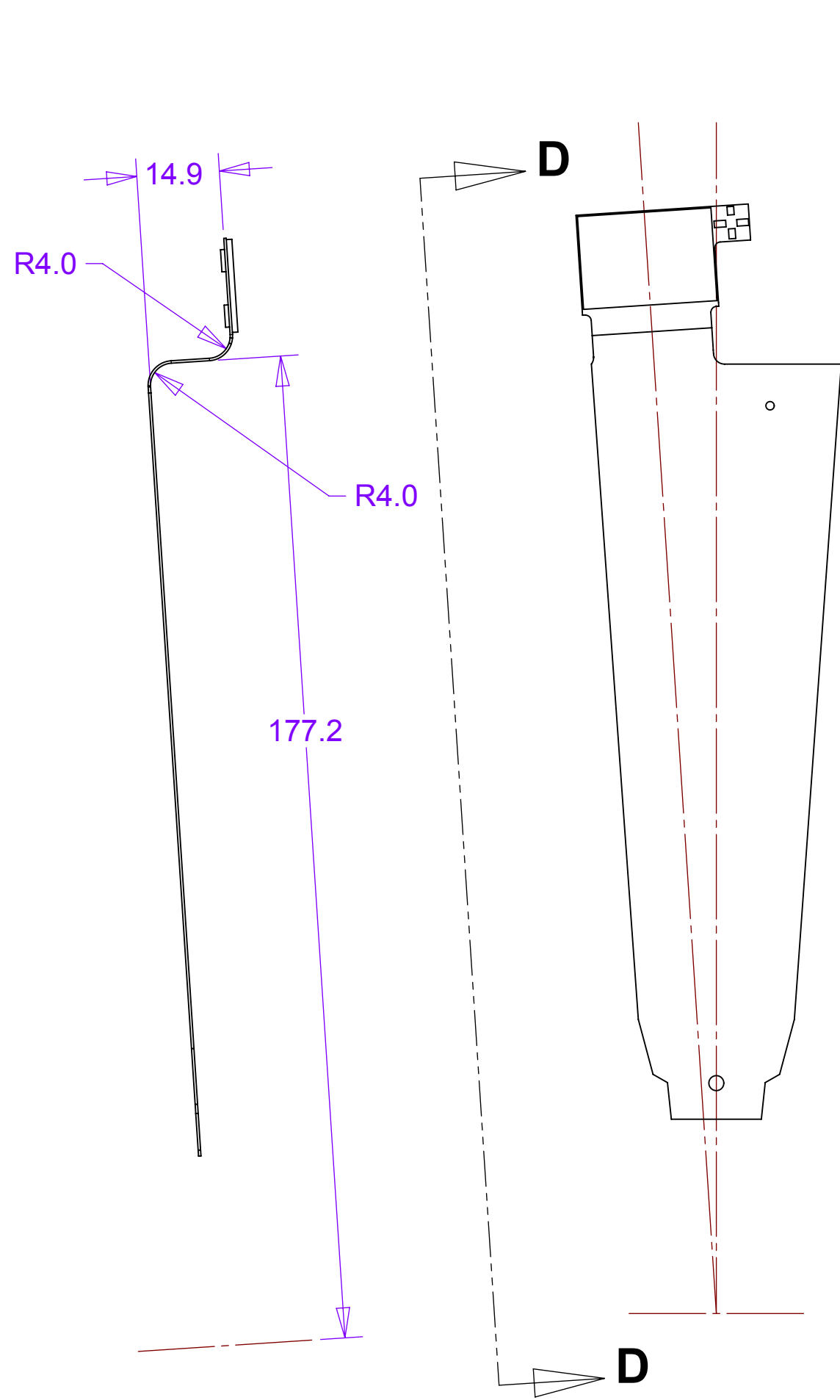
A

D

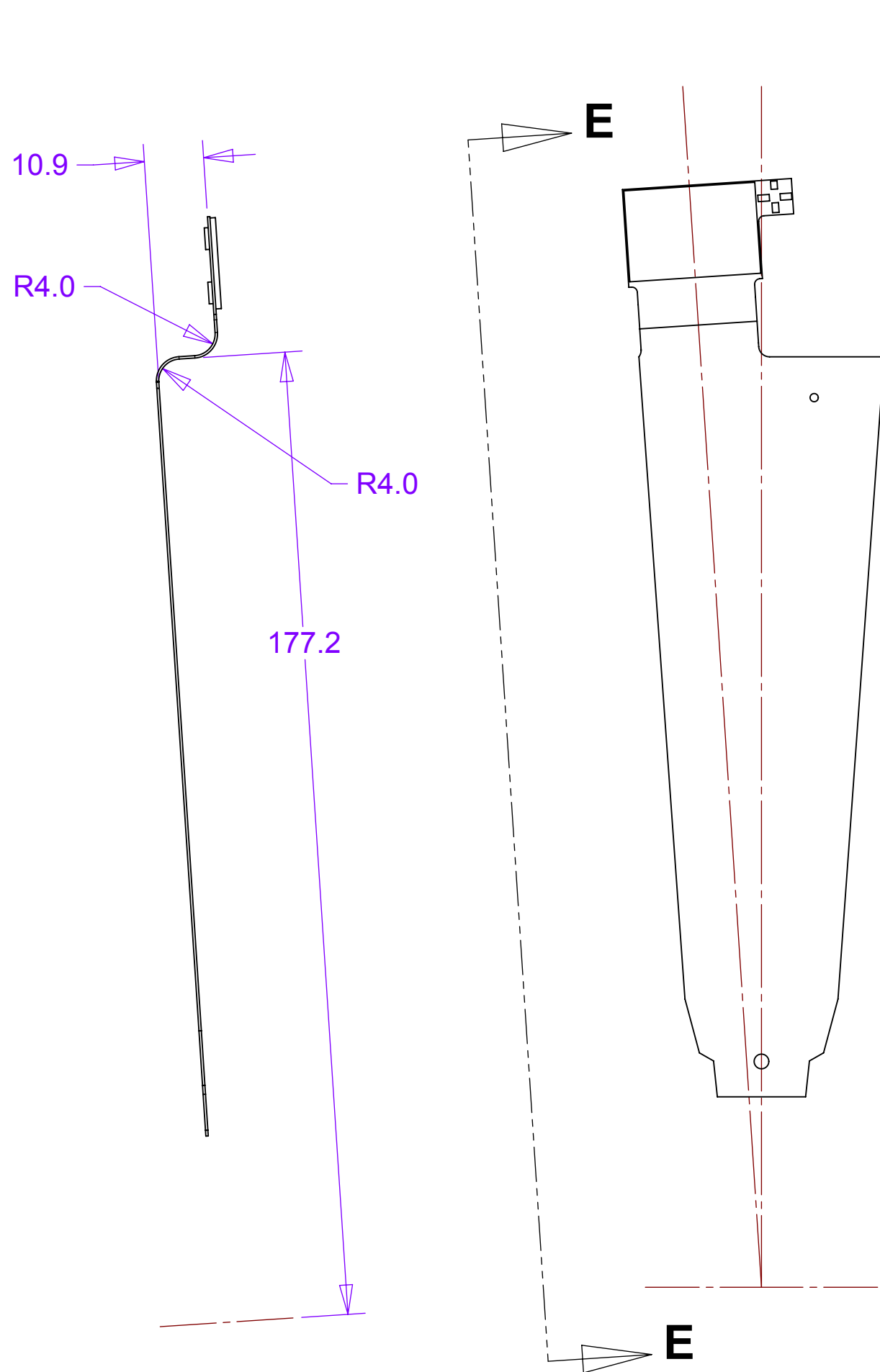
C

B

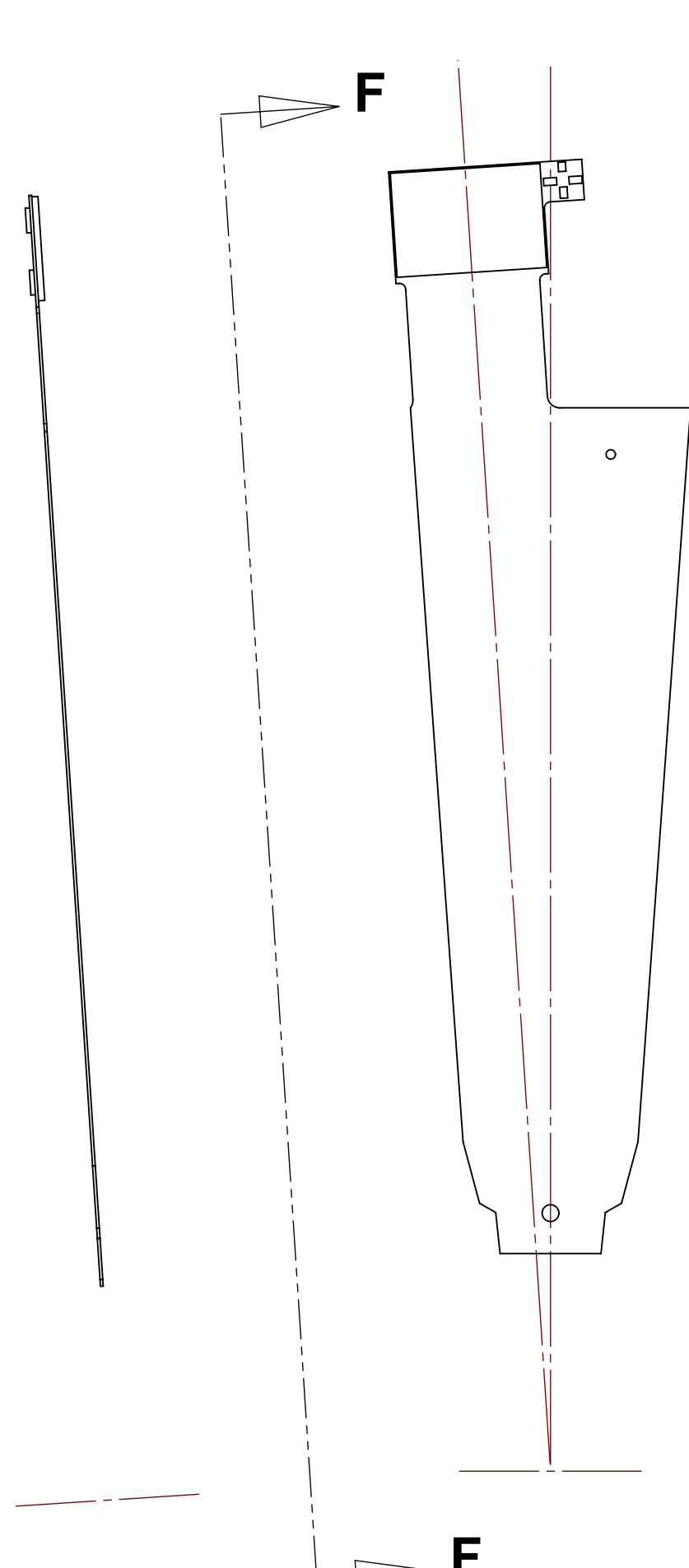
A



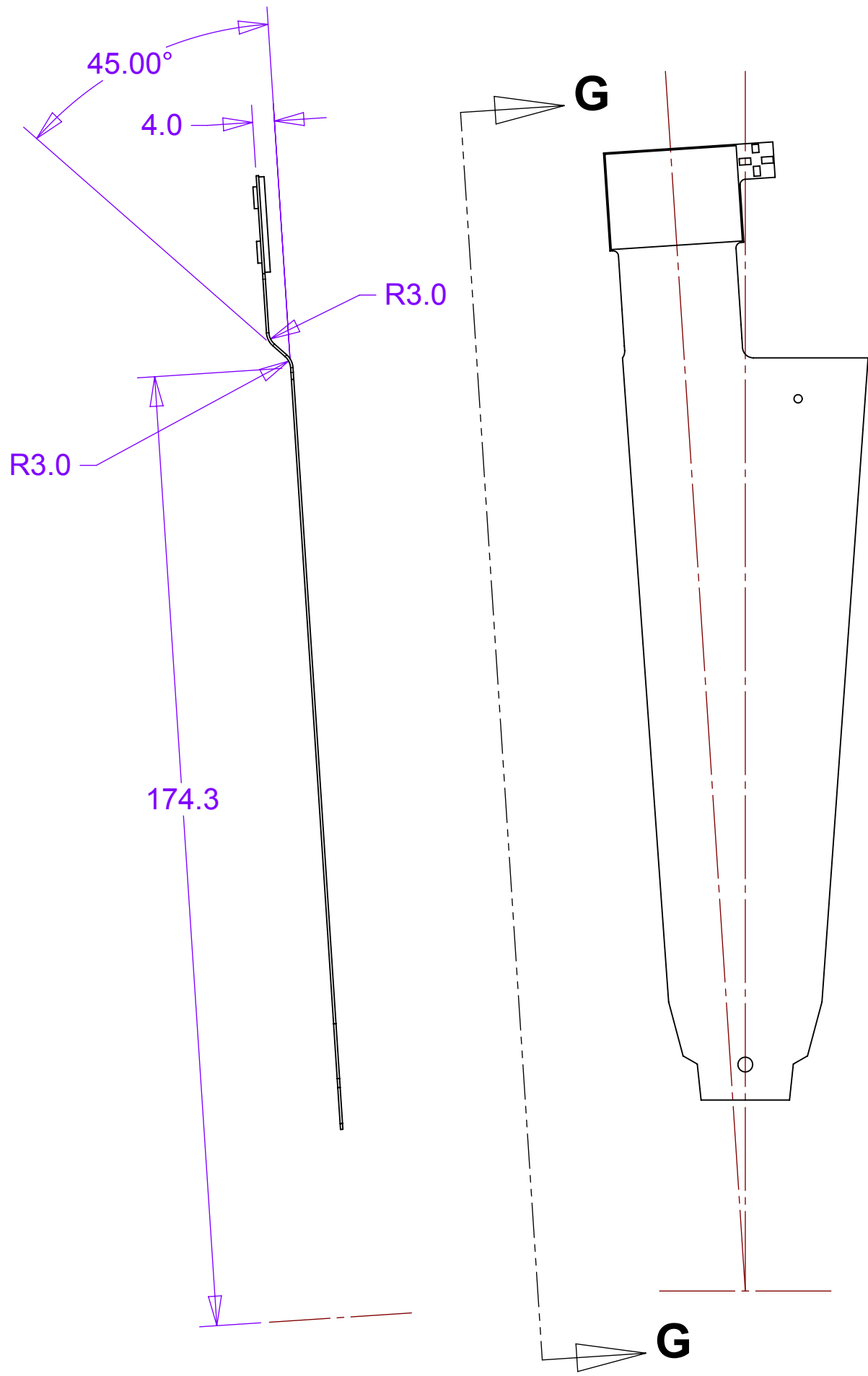
SECTION D-D



SECTION E-E



SECTION F-F



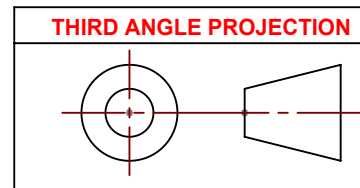
SECTION G-G

-5 FVTX STATION 4 HDI - FRONT SIDE - HIGH

-7 FVTX STATION 4 HDI - FRONT SIDE - LOW

-9 FVTX STATION 4 HDI - BACK SIDE - HIGH

-11 FVTX STATION 4 HDI - BACK SIDE - LOW



THIS DOCUMENT CONTAINS INFORMATION THAT IS THE PROPRIETARY PROPERTY OF HYTEC, INC. REPRODUCTION, DISCLOSURE, OR RELEASE TO OTHERS, MANUALLY OR ELECTRONICALLY, IS STRICTLY PROHIBITED WITHOUT THE PRIOR WRITTEN CONSENT OF HYTEC, INC.

UNLESS OTHERWISE SPECIFIED: DIMENSIONS ARE IN MILLIMETERS -TOLERANCES-		CAD GENERATED DRAWING, DO NOT MANUALLY UPDATE DO NOT SCALE DRAWING		<b>HYTEC, INC</b>	
DECIMALS X = +/- .5 .X = +/- .1 .XX = +/- .01 .XXX = +/- .001	ANGULAR .X = +/- 30° .XX = +/- 15° SURFACE FINISH = 250			TITLE <b>PHENIX CENTRAL UPGRADE FVTX STATION 2,3,4 HDI OUTLINE</b>	
FINISH		Designer	SIGNATURE Roger L. Smith	DATE 2/14/2007	DWG. NO. <b>111-PHX-02-3704</b>
PART NO. <b>111-PHX-02-3704-1</b>		Drawn	RJ Ponchione	10/15/2009	SIZE <b>D</b>
		Checked	RJ Ponchione	10/15/2009	SHEET NO. <b>3 of 3</b>
		Engineer	RJ Ponchione	10/15/2009	SCALE 1:1
		Approved	RJ Ponchione	10/15/2009	REVISION

8 7 6 5 4 3 2 1